

Cub Cadet®

ENDURO SERIES™

BEST IN CLASS FOR THE EXPERIENCED GARDENER



XM
ENDURO SERIES™

LAWNMOWERS



2019

Ideal for the expert gardener, the Cub Cadet XM Enduro Series™ lawnmowers break new ground in lawnmowing – packed with added power, exceptional performance and outstanding features to help you get the most out of your lawnmower and enjoy a professional end result.

—3T— Cub Cadet™ TECHNOLOGY

Grass cuttings are transported through a **turbo tunnel** into the grass bag, improving mowing performance and preventing cuttings becoming stuck or left on the lawn.

1 CHOICE OF TRANSMISSION TYPES AVAILABLE ACROSS THE XM RANGE



- **Single Speed**
(XM1 DR46, XM1 ER53)



- **VarioSpeed** – 6 speeds, perfect for any setting. The speed adjusts to any situation. (XM2 DR46, XM2 ER53e)



- **MySpeed™ EVO** – automatically adjusts to your walking speed. (XM2 DR46s)

MYSPEED EVO



- **Variable drive** – Stepless speed via controller (XM3 ER53)



AVS ANTI-VIBRATION SYSTEM

Special axle dampers above the deck absorb vibrations from the engine making for smooth and easy useage for you.

**BEST
IN
CLASS**

- 2** **LARGE GRASS BAG** (65/75/80 Litres) with full indicator & dust cover
- 3** **ADJUSTABLE HANDLE HEIGHT** for your comfort
- 4** **CONVENIENT CENTRAL 6-STEP CUTTING HEIGHT ADJUSTMENT** to achieve the finished grass height you require
- 5** **VIBEX CUSHIONING GEL IN THE HANDLE** significantly reduces vibrations
- 6** **ELECTRIC START AT THE TOUCH OF A BUTTON (XM2 ER53e)** for ease of use
- 7** **3-in-1 MULCH KIT** means that you have the choice between collecting the clippings, discharging them out the back or mulching (included from model year 2019).



POWERFUL ENGINES WITH LARGE DISPLACEMENT

Cub Cadet ENGINES All XM1 mowers and one XM2 mower come with powerful Cub Cadet engines that extend the service life of your lawnmower with outstanding performance, particularly on tall grass.

HONDA ENGINE Honda engines featured in two XM2 mowers are notably quiet and produce lower noise and vibration levels during operation.




ROBUST DESIGN AND HIGH-QUALITY COMPONENTS

The single die-cast housing is extremely robust: there are no screws that can come loose ensuring the machine is easy for you to use. Tough front and side bumpers protect the mower from obstacles.



FAST CLEANING

An integrated mowing deck washing nozzle and a special cleaning position means that raising, rinsing and cleaning the body couldn't be easier.



TOP-QUALITY WHEELS, each with double ball bearings for optimal running performance and durability.

The Cub Cadet logo is displayed in a stylized, italicized yellow font with a registered trademark symbol, set against a black background.

Cub Cadet®

The XM1 Enduro Series logo features the model name 'XM1' in large, bold, black letters, with 'ENDURO SERIES™' in smaller white letters on a blue rectangular background below it.

XM1
ENDURO SERIES™



UNDERPINNING THE VERY BEST RESULTS

The XM1 lawnmowers break new ground when it comes to power, performance and precision. The premium aluminium decks are durable and easy to clean with smooth, balanced engines that deliver exceptional performance with minimal vibrations.

The XM1 lawnmowers benefit from Cub Cadet 3T Technology, ensuring perfect mowing results cut after cut, season after season.

KEY FEATURES OF THE XM1:



—3T— *Cub Cadet*™ TECHNOLOGY

A specially developed geometry inside the mower housing ensures all cuttings are transported through a **turbo tunnel** into the grass bag, improving mowing performance.



AVS ANTI-VIBRATION SYSTEM

Special axle dampers above the deck absorb vibrations from the engine for smooth and easy use for you.



FAST CLEANING

The mower stands firmly when turned over for easy access to the blades and mowing deck. The integrated mowing deck washing nozzle makes cleaning the housing easier.



POWERFUL CUB CADET ENGINE

Delivers the power you need for faster and easier mowing. Ultradurable engines offer unrivalled performance, especially on long grass.

MODELS AVAILABLE



3-in-1

POWERED BY
Cub Cadet™

XM1 DR46

Cutting width:	46 cm / 18"
Area performance (rec.):	750 m ² /h
Collecting volume:	65 l
Engine:	Cub Cadet 55 OHV, Pull starter
Engine displacement:	159 cm ³
Drive:	Single Speed
Cutting height adjustment:	6 positions/central



3-in-1

POWERED BY
Cub Cadet™

XM1 ER53

Cutting width:	53 cm / 21"
Area performance (rec.):	950 m ² /h
Collecting volume:	75 l
Engine:	Cub Cadet 65 OHV, Pull starter
Engine displacement:	196 cm ³
Drive:	Single Speed
Cutting height adjustment:	6 positions/central



Cub Cadet®

XM2
ENDURO SERIES™

EVERYTHING A LAWNMOWER NEEDS TO BE

The Cub Cadet XM2 lawnmowers offer you the best of both worlds. In addition to the XM1 features they incorporate either VarioSpeed or MySpeed™ EVO wheel drive, adjusting to any situation or your walking speed, as well as powerful Cub Cadet engines, whilst still having 3T technology.

KEY FEATURES OF THE XM2:



—3T— *Cub Cadet* TECHNOLOGY

A specially developed geometry inside the mower housing ensures all cuttings are transported through a **turbo tunnel** into the grass bag, improving mowing performance.



POWERFUL ENGINES

Get the power you need for fast and efficient working with the powerful Cub Cadet engine or the smooth Honda engine.



FAST CLEANING

The mower stands firmly when turned over for easy access to the blades and mowing deck. The integrated mowing deck washing nozzle makes cleaning the housing easier.



VARIOSPEED

6 speeds, perfect for any setting. (XM2 DR46, XM2 ER53e)

MySpeed™ EVO

Automatically adjusts to your walking speed. The maximum speed can be preset using a range of detents. (XM2 DR46s)



AVS ANTI-VIBRATION SYSTEM

Special axle dampers above the deck absorb vibrations from the engine for smooth and easy use for you.



ELECTRIC STARTER

The XM2 ER53e engine starts easily at a push of a button.

MODELS AVAILABLE



3-in-1
HONDA
ENGINE

XM2 DR46

Cutting width:	46 cm / 18"
Mowing area:	750 m²/h
Grass bag capacity:	65 l
Engine:	Honda GCV 160, Pull starter
Engine displacement:	160 cm³
Drive:	VarioSpeed
Cutting height adjustment:	6 positions/central



3-in-1
HONDA
ENGINE
MySpeed EVO

XM2 DR46s

Cutting width:	46 cm / 18"
Mowing area:	750 m²/h
Grass bag capacity:	65 l
Engine:	Honda GCV 160, Pull starter
Engine displacement:	160 cm³
Drive:	MySpeed EVO
Cutting height adjustment:	6 positions/central



3-in-1
POWERED BY
Cub Cadet

XM2 ER53e

Cutting width:	53 cm / 21"
Mowing area:	950 m²/h
Grass bag capacity:	75 l
Engine:	Cub Cadet 65 OHV ES, electric starter
Engine displacement:	196 cm³
Drive:	VarioSpeed
Cutting height adjustment:	6 positions/central

Cub Cadet®

XM3
ENDURO SERIES™



NEW

3-in-1

Powered by
Kawasaki

XM3 ER53

Cutting width:	53 cm / 21"
Mowing area:	950 m ² /h
Grass bag capacity:	80 l
Engine:	Kawasaki FJ 180 V KAI, Pull starter
Engine displacement:	179 cm ³
Drive:	Variable drive
Cutting height adjustment:	6 positions/central

OUR TOP MODEL FOR EFFICIENT MOWING

The Cub Cadet XM3 ER53 delivers everything you could want from a lawnmower; exceptional mowing performance, high efficiency, easy handling and a professional appearance.

High performance comes from the powerful Kawasaki engine that gets more output than you'd expect from every cubic cm of engine displacement.

The blade-brake clutch allows the engine to keep running even when the blade is disengaged, so you don't have to restart the engine every time.

The XM3 ER53 is a must-have machine ideal for both professional and expert gardener use, making short work of even large lawns by combining strength and efficiency.

KEY FEATURES OF THE XM3 ER53:



BLADE-BRAKE CLUTCH (BBC)

This feature will keep the engine running with the mowing deck switched off, providing safety when you are emptying the grass bag and saving you time because there's no need to restart the engine.



HEAVY DUTY TRANSMISSION

The aluminium housing on the transmission gives you more durability and longer machine life.



STEEL RIMS


Supported by ball bearings the steel rims improve the running quality and give you better stability.



POWERFUL ENGINE

The professional Kawasaki FJ 180 V Kai gets more output than you'd expect from every cubic cm of engine displacement, giving you the power to negotiate and mow slopes of up to 30°.

Cub Cadet®



2-in-1



XM3 KR84es

Cutting width:	84 cm / 33"
Mowing area:	2,000 m ² /h
Ejection type:	Side discharge
Engine:	B&S 3105 Series, electric starter
Engine displacement:	344 cm ³
Drive:	Variable drive
Cutting height adjustment:	8 positions/central

STRONG FEATURES, EASY OPERATION

The Cub Cadet XM3 KR84es is not just a regular lawnmower, it's a large-area mower.

Thanks to the extremely large cutting width and high-performance engine, you can easily and quickly mow a large area.

A combination of strength and efficiency makes your work easy.


You'll find incredible strength in its powerful engine. You'll experience ultimate efficiency thanks to an 84 cm (33") steel cutting deck and zero-turn manoeuvrability. Plus, the variable four speed system allows you to set your speed based on the environment and personal preference.

KEY FEATURES OF THE XM3 KR84es:



HIGH-PERFORMANCE ENGINE

The reliable B&S OHV E-Start engine provides enough power even for cutting long grass and on inclines.



LARGE PETROL TANK WITH A CAPACITY OF 7.5 L

A large capacity fuel tank allows for more time mowing and less time refuelling, you can cut up to 2000sqm per hour.



ELECTRIC STARTER

Easy and safe electronic key start.



ZERO-TURNING CIRCLE

Front caster wheels enable easy manoeuvrability, while large rear pneumatic wheels grip the ground for superior traction over uneven terrain.



CENTRAL CUTTING HEIGHT SETTING

The cutting height can be adjusted in eight stages from 25–100 mm using a single lever to achieve the finished cut grass height you require.



WIDE CUT DECK

84 cm / 33" steel wide cut deck with a 2-in-1 option. Without the need to change the blades you can switch from mulching to side discharge to cut taller grass, weeds and meadows.

XM1 DR46

XM1 ER53



ENGINE		
Engine type	Cub Cadet 55 OHV	Cub Cadet 65 OHV
Engine displacement	159 cm ³	196 cm ³
Rated power	2.5 kW / 2,800 min ⁻¹	3.3 kW / 2,800 min ⁻¹
Engine start	Pull starter	Pull starter
Tank volume (capacity)	1.0 l	1.0 l
DRIVE SYSTEM		
Drive	Single Speed	Single Speed
Number of speeds	1	1
Speed (max)	3.6 km/h	3.6 km/h
CUTTING SYSTEM		
Mowing area in m ² /h	750	950
Cutting deck (material)	Aluminium	Aluminium
Cutting width	46 cm / 18"	53 cm / 21"
Cutting options	3-in-1	3-in-1
Cutting height adjustment	6 positions/central	6 positions/central
Cutting height (min-max)	20-90 mm	20-90 mm
Grass bag	Standard	Standard
Mulch Kit (Product code)	Standard	Standard
Side discharge	-	-
Rear discharge without collector	Standard	Standard
BAGGING		
Grass bag type	Soft bag with dustblocker	Soft bag with dustblocker
Grass bag capacity	65 l	75 l
Bag full indicator	Standard	Standard
WHEELS		
Wheels (F/R)	200 mm / 240 mm (8"/10")	200 mm / 240 mm (8"/10")
Double ball bearings	Standard	Standard
COMFORT		
Washing nozzle	Standard	Standard
Handle type	Ergonomic	Ergonomic
Foldable handle	Standard	Standard
Height adjustable handle	Standard	Standard
Handle covering	-	-
DIMENSIONS		
LpA/LwA/LwAg (dB)	84/94/96	86/96/98
Vibration value hand/arm / K-factor	5 / 1.5 m/s ²	5 / 1.5 m/s ²
Dimensions (L/W/H)	117 cm / 53 cm / 50 cm	117 cm / 60 cm / 50 cm
Net weight	42 kg	45 kg
Model number	12A-YAKC603	12A-ZAJ4603
EAN	 4 008423 882049	 4 008423 882070

XM2 DR46
XM2 DR46s


ENGINE		
Engine type	Honda GCV 160	Honda GCV 160
Engine displacement	160 cm ³	160 cm ³
Rated power	2.8 kW / 2,800 min ⁻¹	2.8 kW / 2,800 min ⁻¹
Engine start	Pull starter	Pull starter
Tank volume (<i>capacity</i>)	1.0 l	1.1 l
DRIVE SYSTEM		
Drive	VarioSpeed	MySpeed EVO
Number of speeds	6 forward	1
Speed (<i>max</i>)	2.8-4.5 km/h	2.8-4.5 km/h
CUTTING SYSTEM		
Mowing area in m ² /h	750	750
Cutting deck (<i>material</i>)	Aluminium	Aluminium
Cutting width	46 cm / 18"	46 cm / 18"
Cutting options	3-in-1	3-in-1
Cutting height adjustment	6 positions/central	6 positions/central
Cutting height (<i>min-max</i>)	20-90 mm	20-90 mm
Grass bag	Standard	Standard
Mulch Kit (<i>Product code</i>)	Standard	Standard
Side discharge	-	-
Rear discharge without collector	Standard	Standard
BAGGING		
Grass bag type	Soft bag with dustblocker	Soft bag with dustblocker
Grass bag capacity	65 l	65 l
Bag full indicator	Standard	Standard
WHEELS		
Wheels (<i>F/R</i>)	200 mm / 240 mm (8"/10")	200 mm / 240 mm (8"/10")
Double ball bearings	Standard	Standard
COMFORT		
Washing nozzle	Standard	Standard
Handle type	Ergonomic	MySpeed EVO
Foldable handle	Standard	Standard
Height adjustable handle	Standard	Standard
Handle covering	-	-
DIMENSIONS		
LpA/LwA/LwAg (<i>dB</i>)	84/94/96	84/94/96
Vibration value hand/arm / K-factor	5 / 1.5 m/s ²	5 / 1.5 m/s ²
Dimensions (<i>L/W/H</i>)	117 cm / 53 cm / 50 cm	117 cm / 53 cm / 50 cm
Net weight	43 kg	43 kg
Model number	12AQYADQ603	12ABYADQ603
EAN	 4 008423 882094	 4 008423 882087

XM2 ER53e

XM3 ER53

ENGINE		
Engine type	Cub Cadet 65 OHV ES	Kawasaki FJ 180 V KAI
Engine displacement	196 cm ³	179 cm ³
Rated power	3.3 kW / 2,550 min ⁻¹	4.5 kW / 2,800 min ⁻¹
Engine start	Electric	Pull starter
Tank volume (<i>capacity</i>)	1.1 l	1.6 l
DRIVE SYSTEM		
Drive	VarioSpeed	Variable drive
Number of speeds	6 forward	Stepless
Speed (<i>max</i>)	3.2–5.3 km/h	–
CUTTING SYSTEM		
Mowing area in m ² /h	950	950
Cutting deck (<i>material</i>)	Aluminium	Aluminium
Cutting width	53 cm / 21"	53 cm / 21"
Cutting options	3-in-1	3-in-1
Cutting height adjustment	6 positions/central	6 positions/central
Cutting height (<i>min–max</i>)	20–90 mm	20–90 mm
Grass bag	Standard	Standard
Mulch Kit (<i>Product code</i>)	Standard	Standard
Side discharge	-	-
Rear discharge without collector	Standard	Standard
BAGGING		
Grass bag type	Soft bag with dustblocker	Soft bag with dustblocker
Grass bag capacity	75 l	80 l
Bag full indicator	Standard	Standard
WHEELS		
Wheels (<i>F/R</i>)	200 mm / 240 mm (8"/10")	200 mm / 240 mm (8"/10")
Double ball bearings	Standard	Standard
COMFORT		
Washing nozzle	Standard	Standard
Handle type	Ergonomic	Ergonomic
Foldable handle	Standard	Standard
Height adjustable handle	Standard	Standard
Handle covering	-	-
DIMENSIONS		
LpA/LwA/LwAg (<i>dB</i>)	86/96/98	86/96/98
Vibration value hand/arm / K-factor	5 / 1.5 m/s ²	5 / 1.5 m/s ²
Dimensions (<i>L/W/H</i>)	117 cm / 60 cm / 50 cm	117 cm / 60 cm / 50 cm
Net weight	48 kg	57 kg
Model number	12ARZA9A603	12AQZBK2603
EAN	 4 008423 882117	 4 008423 891966

XM3 KR84es

ENGINE	
Engine type	B&S 3105 Series
Engine displacement	344 cm ³
Rated power	6.5 kW / 2,900 min ⁻¹
Engine start	Electric
Tank volume (<i>capacity</i>)	7.5 l
DRIVE SYSTEM	
Drive	Variable drive
Number of speeds	4 forward/1 reverse
Speed (<i>max</i>)	–
CUTTING SYSTEM	
Mowing area in m ² /h	2,000
Cutting deck (<i>material</i>)	Steel
Cutting width	84 cm / 33"
Cutting options	2-in-1
Cutting height adjustment	8 positions/central
Cutting height (<i>min–max</i>)	25–100 mm
Grass bag	–
Mulch Kit (<i>Product code</i>)	Standard
Side discharge	Standard
Rear discharge without collector	–
BAGGING	
Grass bag type	–
Grass bag capacity	–
Bag full indicator	–
WHEELS	
Wheels (<i>F/R</i>)	200 mm / 400 mm (8"/16")
Double ball bearings	Standard
COMFORT	
Washing nozzle	Standard
Handle type	Standard
Foldable handle	Standard
Height adjustable handle	–
Handle covering	Standard
DIMENSIONS	
LpA/LwA/LwAg (<i>dB</i>)	88/98/100
Vibration value hand/arm / K-factor	5 / 1.5 m/s ²
Dimensions (<i>L/W/H</i>)	170 cm / 112 cm / 106 cm
Net weight	154 kg
Model number	12AE764U603
EAN	 4 008423 835243

WARRANTY

Cub Cadet offers a three year domestic user warranty across the entire range of garden machinery. This is great news for both customers and dealers, inspiring confidence in the quality and reliability of Cub Cadet products.

Details of terms and conditions can be found at www.cubcadet.co.uk.



For further information please contact your local Cub Cadet dealer

Text and photographs, specifications of dimensions and performance are composed with greatest care. The correctness of the information cannot be guaranteed, especially it is not guaranteed that the products comply with the images regarding colour, form and equipment or that the products comply with the proportion of the images. The engine horsepower information provided by the engine manufacturer is to be used for comparison purposes only. Amendments due to misprints or errors are reserved. Please see the operator's manual and the warning labels posted on the vehicle itself for more details.



CubCadet_uk



@CubCadet_uk

Cub Cadet Supported by Barrus

E. P. Barrus Ltd, Glen Way, Launton Road, Bicester, Oxfordshire. OX26 4UR
Tel: 01869 363658 Fax: 08714 290936 www.cubcadet.co.uk



*The Power
Behind The Brands*